

## Fund factsheet

# BlackRock (Luxembourg) S.A. BlackRock GF Japan Small & MidCap Opportunities A2 Hedged EUR

Fund data as at 25 August 2016

**Launch Date** 29-May-2006  
**ISIN** LU0255399742  
**Sedol** B43CN89  
**Citicode** A7F3  
**Bloomberg ticker\*** MLJOAEH LX Equity

**Currency** EUR  
**Unit type** Acc  
**Domicile** Luxembourg  
**Fund type** Offshore  
**Fund size (25/08/16)** JPY 65288.69m  
**Sector** Equity - Japan

**Minimum initial** EUR 5,000  
**Minimum additional** EUR 1,000

**Ethical focus\*** No  
**Sharia compliant\*** No  
**RDR compliant\*** No  
**SFC authorised\*** Not available

**UCITS** Yes  
**KIID risk rating** 6

**Mid price (25/08/16)** EUR 34.88  
**Pricing frequency\*** Daily  
**Purchase frequency\*** Daily  
**Sale frequency\*** Daily  
**Settlement\*** Trade day + 3

**Fund Manager** Hiroki Takayama  
**Manager Since** 01-May-2014

**Standard initial charge** 5.00%  
**Discounted initial charge\*** 0.00%  
**Annual management charge** 1.50%  
**Ongoing Charges (OC)** 1.83%

### Please remember

The performance of this fund will go up and down. Past performance may not be repeated and should not be used as a guide to future performance. RL360° is not responsible for, and will not compensate you in relation to, the performance of this fund.

You should consider your attitude to risk and speak to a financial adviser before making any investment decision. Where a fund's underlying investments are valued in a different currency, the value of the fund may go up or down as a result of exchange rate fluctuations.

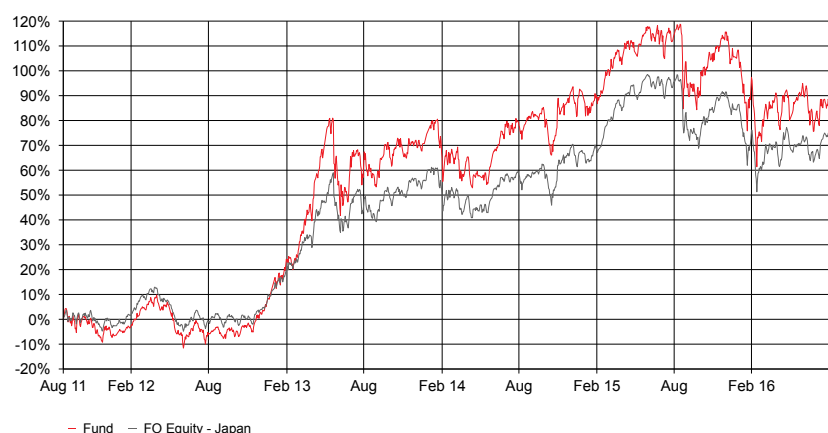
All data is provided by FE except where indicated by a star\*. It may change at any time and RL360° is not responsible for the accuracy of this data.

### Fund objective

The Fund aims to maximise the return on your investment through a combination of capital growth and income on the Fund's assets. The Fund invests at least 70% of its total assets in the shares of small and mid-capitalisation companies domiciled in, or the main business of which is in, Japan.

### Fund performance vs. sector

Time period: 25-Aug-2011 to 25-Aug-2016



### Annualised performance

Performance up to: 31-Jul-2016

	1 yr	2 yrs	3 yrs	4 yrs	5 yrs
<b>Fund (%)</b>	-11.83	2.52	6.29	18.78	10.95
<b>Sector (%)</b>	-10.53	4.88	6.83	15.15	9.27

Performance is calculated in the fund currency on a mid to mid basis.

### Cumulative performance

Performance up to: 31-Jul-2016

	1mnth	3mnth	6mnth	1 yr	3 yrs	5 yrs
<b>Fund (%)</b>	4.22	4.78	-2.27	-11.83	20.09	68.15
<b>Sector (%)</b>	5.02	2.81	1.24	-10.53	21.91	55.78

Performance is calculated in the fund currency on a mid to mid basis.

## Fund factsheet

### BlackRock (Luxembourg) S.A. BlackRock GF Japan Small & MidCap Opportunities A2 Hedged EUR

#### 3 year statistical data

Volatility	4.54
Volatility (annualised)	15.74
Tracking error	6.08
Best 3 month return	21.32%
Worst 3 month return	-16.36%

#### Top 10 fund holdings

1. FUKUOKA FINANCIAL GROUP INC.	2.65%
2. SURUGA BANK	2.14%
3. SIIX CORP	1.98%
4. NICHIREI CORP	1.97%
5. ALPS ELECTRIC CO	1.89%
6. MISUMI GROUP INC	1.82%
7. TOHO ZINC CO	1.67%
8. TAIHEIYO CEMENT CORP	1.67%
9. UNY GROUP HLDGS CO LTD	1.65%
10. KEIKYU CORP	1.63%

#### RL360<sup>o</sup>

Issued by RL360 Insurance Company Limited. Registered Office: RL360 House, Cooil Road, Douglas, Isle of Man, IM2 2SP, British Isles. Telephone: +44 (0)1624 681681. Telephone calls may be recorded. Fax: +44 (0)1624 677336 or Website: www.rl360.com. This website contains products that are not authorised in Hong Kong and are not available to Hong Kong investors. The appointed representative in Hong Kong is RL360 Insurance Company Limited's Branch office: RL360 Insurance Company Limited, Suite 3605, The Center, 99 Queen's Road Central, Hong Kong. RL360 Insurance Company Limited is authorised by the Isle of Man Government Insurance and Pensions Authority. Registered in the Isle of Man Number 053002C and in Hong Kong Number F9136. A Member of the Association of International Life Offices

#### Discrete performance to last quarter end

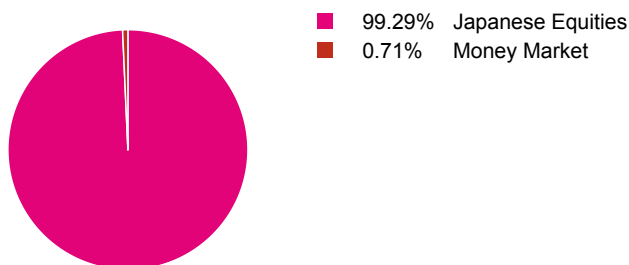
Performance up to: 30-Jun-2016

	Jun 16- Jun 15	Jun 15- Jun 14	Jun 14- Jun 13	Jun 13- Jun 12	Jun 12- Jun 11
Fund (%)	-14.78	21.43	11.28	59.22	-11.59
Sector (%)	-14.18	24.21	9.92	38.47	-7.70

Performance is calculated in the fund currency on a mid to mid basis.

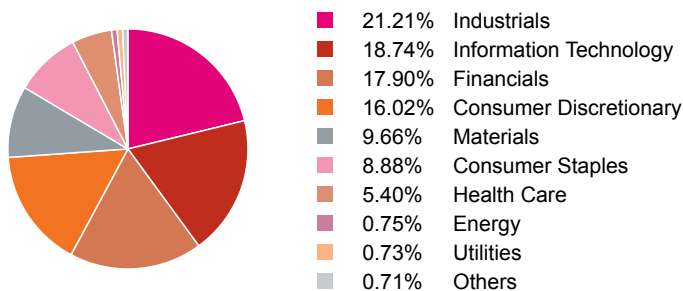
#### Asset allocation split

Only the top 10 asset allocation splits are shown.



#### Sector split

Only the top 10 sector splits are shown.



#### Region split

Only the top 10 region splits are shown.

